

OCEAN DIVER TRAINING

Lesson Objectives

An introduction to trainee divers about to undertake Ocean Diver Training in a BSAC Branch or Centre.

Achievement Targets

At the end of this lesson students should

- Have been introduced to the structure of your Branch/Centre and the BSAC
- Understand the benefits of BSAC Membership
- Understand the benefits of training and diving with the Branch and cost implications
- Understand the Aims and Course contents of Ocean Diver
- Understand the ongoing progression after qualifying as an Ocean Diver

Following items will be useful as additional Visual Aids

The Diving Manual

Student Workbook

Qualification Record Book

Copy of Dive Magazine

Note: There are two visual aid presentations and instructor notes for this lesson, one for BSAC Centres and one for Branches.

INTRODUCTION - OUR BRANCH AND OCEAN DIVER TRAINING

AIMS

This is a welcome and introduction to our Branch, the BSAC and the support you give to training and diving. The last section covers the introduction to Ocean Diver Training.

OUR BSAC BRANCH

Begin by explaining that your Branch is one of many that form BSAC, the largest Diving Club in the World. If a student has to move from your Branch because of work or personal reasons there is always the opportunity to join another BSAC Branch and continue diving and training. There are also BSAC Centres/Resort Centres around the world that welcome BSAC members for diving or specialist training.

Outline your Branch structure. Introduce the position and names of your Branch Committee members, particularly the Diving Officer and Training Officer - the key people for the student about to embark on diver training. An additional VA could be included showing relevant names and positions.

BSAC - THE ORGANISATION

Explain

- All Members train through a BSAC Branch such as ours or through a BSAC Centre
- Branches are supported by a Regional Coaching Team who can offer additional support to a Branch's training needs if required. All training by the Branch and Coaching Team is run by BSAC qualified Instructors, like you, who volunteer their time and commitment to BSAC

Within BSAC Centres, all instruction is provided by qualified BSAC Instructors on the Centre's staff

- The central administration, i.e. supply of training materials, receipt of BSAC subscriptions paid to the Branch, is handled by full-time paid staff at BSAC Headquarters in Ellesmere Port
- The National Diving Committee with a National Diving Officer is responsible for diving, instruction and safety standards. This is a sub-committee of the BSAC Council
- The BSAC Council is a volunteer Board of Directors, elected by the Members, responsible for the overall management of the BSAC

BENEFITS OF BSAC MEMBERSHIP

This list is what the new member will initially receive but there are other benefits you can mention such as special 'BSAC Member rates' with the AA, Visa Card, Travel Insurance as well as the added benefits of the BSAC Travel Club.


BENEFITS OF TRAINING WITH THE BRANCH

Remember that the students are new to the Branch and may not be aware of all its benefits. Explain your Branch's activities to support them through their initial and ongoing training and diving. Where a Branch has its own equipment, arrange a tour of your facilities. If your Branch does not have equipment, explain how you operate, i.e. where to get breathing gas fills, where kit can be purchased etc.

BENEFITS OF DIVING WITH THE BRANCH

As an extension to the previous VA, training is not the only activity in the Branch, we all train to go DIVING for fun and increase our experience, so outline to





students how the Branch does this for all its members of whatever diving level or interest.

WHAT WILL IT COST?

Having outlined the Branch activities, remind students of the costs involved to allow them to plan ahead financially as a diver with your Branch.

OCEAN DIVER TRAINING

Explain the aim of the Ocean Diver course.

OCEAN DIVER TRAINING - THE COURSE

As with all training in the BSAC, the course is designed to progressively build the student's skill and confidence base as safely as possible.


- Explain that the format of the course comprises a combination of classroom lessons, pool/sheltered water lessons and open water lessons/dives. It is important to outline the Branch 'domestics' such as when and where students are expected for the training sessions and the kit arrangements that your Branch utilises for training sessions
- It should be emphasised that commitment to the Ocean Diver Training programme is important to enable it to run smoothly for other students and particularly the Instructors
- Another important element of the course is self-study using the Student Workbook provided in their 'Welcome Pack' together with The Diving Manual for reference purposes

FURTHER BRANCH TRAINING

Once students have qualified as Ocean Divers they can progress with further training within the Branch - the next level being Sports Diver. As Ocean Divers they can also attend specialist Skill Development Courses e.g. First Aid for Divers and Boat Handling. The progression from Sports Diver to First Class Diver is shown as an outline and is primarily intended for the student to recognise names of BSAC diver grades within the Branch and to see a development path from the Ocean Diver qualification. The specifics of each level do not need to be mentioned at this time.

SUMMARY

This lesson has welcomed and introduced students to the Branch and outlined the benefits of training and diving with the BSAC.




WHAT WILL IT COST?

Having outlined the Centre's activities, remind students of the costs involved to allow them to plan ahead financially as a diver with your Centre.



OCEAN DIVER TRAINING

Explain the aim of the Ocean Diver course.



OCEAN DIVER TRAINING - THE COURSE

As with all training in the BSAC, the course is designed to progressively build the student's skill and confidence base as safely as possible.

- Explain that the format of the course comprises a combination of classroom lessons, pool/sheltered water lessons and open water lessons/dives. It is important to outline the Centre 'domestics' such as when and where students are expected for the training sessions and kit arrangements
- It should be emphasised that commitment to the Ocean Diver Training programme is important to enable it to run smoothly for other students and particularly the Instructors
- Another important element of the course is self-study using the Student Workbook provided in their 'Welcome Pack' together with The Diving Manual for reference purposes



FURTHER TRAINING

Once students have qualified as Ocean Divers they can progress with further training within the Centre - the next level being Sports Diver. As Ocean Divers they can also attend specialist Skill Development Courses e.g. First Aid for Divers and Boat Handling. The progression from Sports Diver to First Class Diver is shown as an outline and is primarily intended for the student to recognise names of BSAC diver grades and to see a development path from the Ocean Diver qualification. The specifics of each level do not need to be mentioned at this time.



SUMMARY

This lesson has welcomed and introduced students to the Centre and outlined the benefits of training and diving with the BSAC.

